



SVL-90 / 130 / 220 Vacuum Lifts

Lifting capacity	9 ton (SVL-90)	13 ton (SVL-130)	22 ton (SVL-220)
Operating weight	2,094 lbs / 950 kg	3,307 lbs / 1500 kg	4,409 lbs / 2000 kg
Excavator size	20/30 ton	25/35 ton	45/55 ton





SVL-90 / 130 / 220 Vacuum Lifts

ADVANTAGES

- Each suction pad can handle a range of pipe sizes. No need for a pad for each size.
- Fewer ground personnel required, which reduces the risk of accidents and reduces your cost.
- Self-contained independent engine and vacuum pump
- Can handle pipe sizes from 4" to 62"
- For use on hydraulic excavators, cranes or pipelayers
- Hydraulic rotator with horizontal stabilizer
- Suction pads available for any length and diameter
- No damage to the pipe coating or pipe bevel.
- Pipe can be stockpiled without spacers.
- Can handle any coating, including concrete or bare steel.

GENERAL SPECIFICATIONS

ENGINE

SVL-90

Type	YANMAR L48N6
Rated power	2.7 Kw - 3.8 HP
Diesel capacity	2.7 U.S. gal - 10 liters

SVL-130

Type	YANMAR L100AE
Rated power	7.4 Kw - 10 HP
Diesel capacity	17.7 U.S. gal - 67 liters

SVL-220

Type	YANMAR L100AE
Rated power	7.4 Kw - 10 HP
Diesel capacity	17.7 U.S. gal - 67 liters

VACUUM PUMP

Vacuum pump capacity (SVL-90)	1,767 cu ft/h - 50 m ³ /h
Vacuum pump capacity (SVL-130)	3,531 cu ft - 100 m ³ /h
Vacuum pump capacity (SVL-220)	6,180 cu ft - 175 m ³ /h
Suction pressure	40 mbar

HYDRAULIC ROTATOR

SVL-90

Maximum axial load of rotator	22,000 lbs - 10 metric tons
Maximum torque	350 daNm
Maximum rotation pressure	4,640 p.s.i. - 320 bar
Oil flow volume	5 U.S. gal/min - 20 liters/min
Rotation	Continuous

SVL-130

Maximum axial load of rotator	33,000 lbs - 15 metric tons
Maximum torque	380 daNm
Maximum rotation pressure	4,640 p.s.i. - 320 bar
Oil flow volume	5 U.S. gal/min - 20 liters/min
Rotation	Continuous

SVL-220

Maximum axial load of rotator	55,000 lbs - 25 metric tons
Maximum torque	840 daNm
Maximum rotation pressure	4,640 p.s.i. - 320 bar
Oil flow volume	8 U.S. gal/min - 30 liters/min
Rotation	Continuous

LIFTING CAPACITIES

SVL-90	9,000 kg/19,842 lbs
SVL-130	13,000 kg/28,660 lbs
SVL-220	22,000 kg/48,502 lbs

ADVANTAGES

- Fully self contained unit can be hooked up in a matter of seconds.
- Power source is a self contained diesel engine with electric start and 100 liter (26 gal) fuel tank.
- Vacuum source is a rotary vane pump with oil circulation.
- Can be controlled by machine operator by direct-connected cable or by remote control.
- Both types of controllers have many fail-safe features.
- A visual-audio alarm warns against lifting if vacuum is insufficient.
- Double set of lugs to hold any single or double suction pad arrangement
- Quick fittings for easy pad change.
- Only the suction pad must be changed to switch to a different pipe diameter.
- Horizontally stabilized.

RECOMMENDED EXCAVATORS



MODEL

SVL-90

SVL-130

SVL-220

SIZE

20/30 ton

25/35 ton

45/55 ton

Note: any pad can be used on any of the 3 sizes of vacuum lifts.



SUCTION PADS

Unlike our competition, our suction pads can handle a range of pipe sizes, so our customers do not need a suction pad for every pipe size. See chart below.



MODEL	LENGTH	WIDTH	HEIGHT	WEIGHT	PIPE RANGE	CAPACITY
PD 4	4.3 m/14 ft	22 cm/8.6 in	28 cm/11 in	75 kg/165 lbs	4"	1,250 kg/2,750 lbs
PD 6 – 8	5.5 m/18 ft	25 cm/9.8 in	32 cm/12.6 in	210 kg/463 lbs	6"-8"	1,600 kg/3,525 lbs
PD 10 – 14	6.3 m/20.7 ft	32 cm/12.5 in	42 cm/16.6 in	386 kg/851 lbs	10"-14"	3,000 kg/6,615 lbs
PD 16 – 22	6.3 m/20.7 ft	35 cm/14 in	42 cm/16.6 in	435 kg/959 lbs	16"-22"	4,000 kg/8,815 lbs
PD 24 – 32	6.3 m/20.7 ft	41 cm/16.2 in	42 cm/16.6 in	530 kg/1,169 lbs	24"-32"	6,000 kg/13,225 lbs
PD 34 – 42	6.3 m/20.7 ft	51 cm/20.1 in	45 cm/17.8 in	660 kg/1,455 lbs	34"-42"	7,700 kg/16,975 lbs
PD 42 – 48	7.3 m/23.1 ft	63 cm/25 in	49 cm/19.3 in	790 kg/1,742 lbs	42"-48"	11,550 kg/25,465 lbs
PD 50 – 54	7.3 m/23.1 ft	79 cm/31.1 in	54 cm/21.3 in	1,210 kg/2,668 lbs	50"-54"	15,000 kg/33,070 lbs
PD 56 – 62	7.3 m/23.1 ft	89 cm/35 in	55 cm/21.6 in	1,450 kg/3,197 lbs	56"-62"	18,000 kg/39,685 lbs

Note: special suction pads available upon request. We can design a variety of custom pads to suit every need.

SUCTION PADS FOR DOUBLE JOINTED 24 M/80 FT PIPE

MODEL	LENGTH	WIDTH	HEIGHT	WEIGHT	PIPE RANGE	CAPACITY
PD 24 – 32	12.9 m/42.3 ft	40 cm/16 in	75 cm/29 in	1,700 kg/3,750 lbs *	24"-32"	10 Ton
PD 34 – 42	12.9 m/42.3 ft	51 cm/20 in	81 cm/32 in	2,300 kg/5,070 lbs	34"-42"	13.5 Ton
PD 42 – 48	12.9 m/42.3 ft	60 cm/24 in	83 cm/32.5 in	3,200 kg/7,050 lbs *	42"-48"	19 Ton

* Subject to change

FEATURES

Remote Control

serves to control the operation without the use of a connected electric cable. This control will apply and release the vacuum and as added safety it requires the operator to push two buttons at the same time to release the pipe. As an option, it can also control the rotation of the rotator.




Green Flashing Light (A)

Indicates that the necessary bond between the pipe and the suction pad has been reached, and the pipe can be safely maneuvered.

Red Flashing Alarm Light (B)

Indicates the lack of adequate vacuum pressure in the system or an improper bond between the pipe and the pad. DANGER!!!



Alarm Sound Indicator

Makes loud alarm sound simultaneously with Red Flashing Alarm Light.

Control Board

This wired controller can be placed inside the cabin and use instead of the remote.

Manometer

The manometer is used for vacuum pressure measurement between pipe and suction pad. There's another manometer located in the suction pad.

Yoke Attachment

Allows to easily change sizes of excavators by only replacing a bushing.



Rotating Head

Rotates the body of the vacuum lift for greater control in the placement of the pipe.

Integrated Fuel Tank


It can operate continuously for a full day. Fuel indicator can be easily viewed.

Horizontal Stabilizer

Allows for maximum control of pipe, while eliminating dangerous horizontal movement.

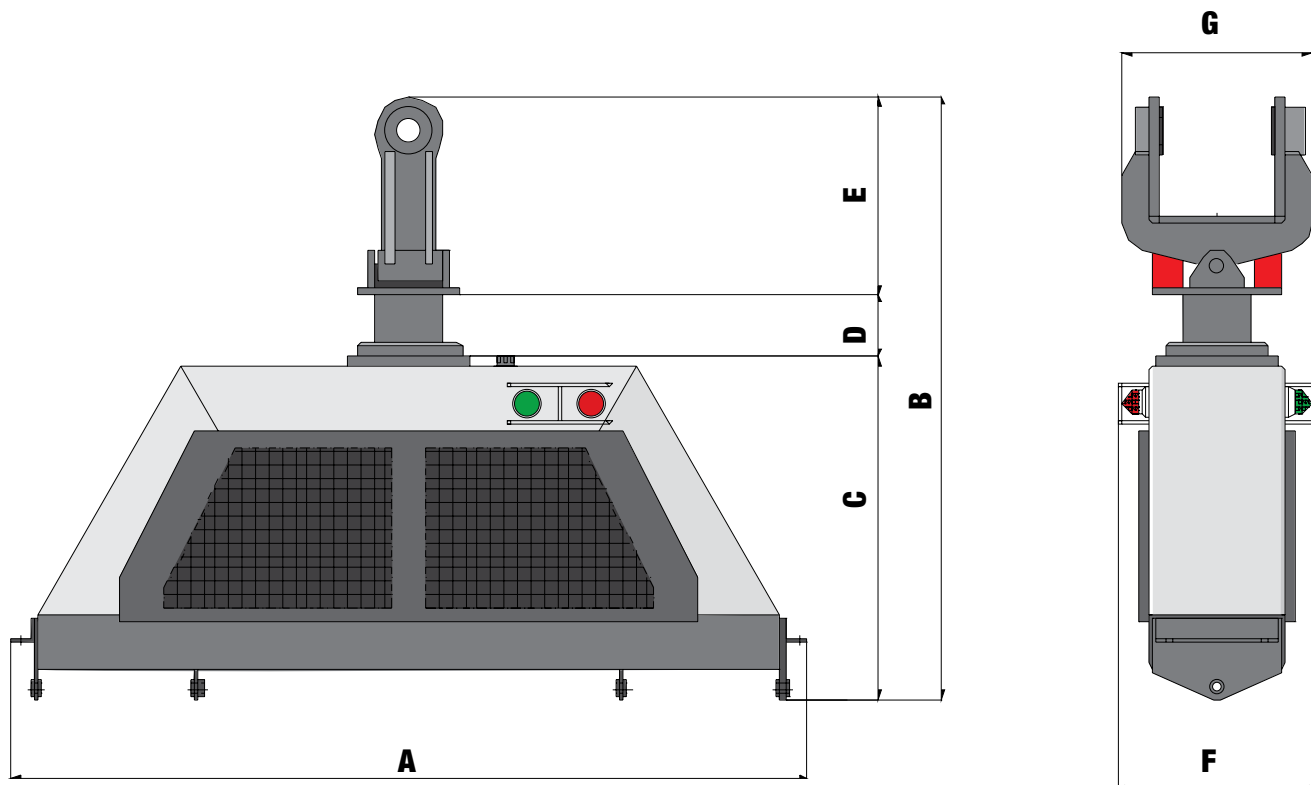
Rubber Seals (on suction pads)

Designed for less time to suction ratios, and are especially effective in extreme cold and hot temperatures.





DIMENSIONS



	SVL-90	SVL-130	SVL-220
A Overall width	284.5 cm / 112 in	284.5 cm / 112 in	284.5 cm / 112 in
B Overall height	190.3 cm / 74.9 in	223.1 cm / 87.8 in	233.1 cm / 91.8 in
C Height (minus rotating head)	91.9 cm / 36.2 in	124.8 cm / 49.1 in	134.8 cm / 53.1 in
D Height of rotating head	23.9 cm / 9.4 in	23.8 cm / 9.4 in	23.8 cm / 9.4 in
E Height of yoke attachment	74.5 cm / 29.3 in	74.5 cm / 29.3 in	74.5 cm / 29.3 in
F Depth	67 cm / 26.4 in	72 cm / 28.4 in	72 cm / 28.4 in
G Depth of yoke attachment	89.1 cm / 35 in	89.1 cm / 35 in	89.1 cm / 35 in
Weight	950 kg / 2,094 lbs	1500 kg / 3,307 lbs	2000 kg / 4,409 lbs

For suction pads dimensions please refer to page 4.

AVAILABLE MODELS



SVL-90 | Lifting capacity: 9 ton



SVL-130 | Lifting capacity: 13 ton



SVL-220 | Lifting capacity: 22 ton

CONTACT INFORMATION

Europe

Phone +49.0.231.963.3073

pipelinece@wwmach.com

Russia, China and the Middle East

Phone +39.349.198.1281 Italy

Phone +7.495.507.4827 Russia

fsupipeline@wwmach.com

India

Phone +91.11.414.59230

pipelineind@wwmach.com

Africa

Intl. Toll Free 800.9675.3948

pipeline@wwmach.com

North America

Phone +1.281.457.4400

pipelinena@wwmach.com

Latin America

Phone +52.81.8.394.0160

pipelinesa@wwmach.com

Brazil

Phone 800.9675.3948

pipelinebr@wwmach.com

Australia

Phone +61.0.400.144.432

pipelinece@wwmach.com



16031 East Freeway

Houston, TX 77530

Phone 281.457.4400 Fax 281.452.5455

U.S. Toll Free 800.383.2666 Intl. Toll Free 800.9675.3948

pipeline@wwmach.com

www.worldwidemachinery.com